

## 1. Introduction

Polymer materials have a wide field of application for example in food industry, medical equipments, electronic, in information technology industry, etc. Plasma treatment has been studied to improve the PEN(polyethylene naphthalate) surface characteristics. For industry application, plasma process in atmospheric pressure is desired to minimize the cost and process time. Microplasma which is atmospheric pressure non thermal require relatively low discharge voltage. Surface treatment of PEN film by atmospheric microplasma was investigated.

## 2. Atmospheric microplasma

Atmospheric microplasma is a type of dielectric barrier discharge which has a discharge gap in the order of micro meters. A schematic image of the microplasma electrodes and surface treatment process of PEN film is presented in Fig.1.

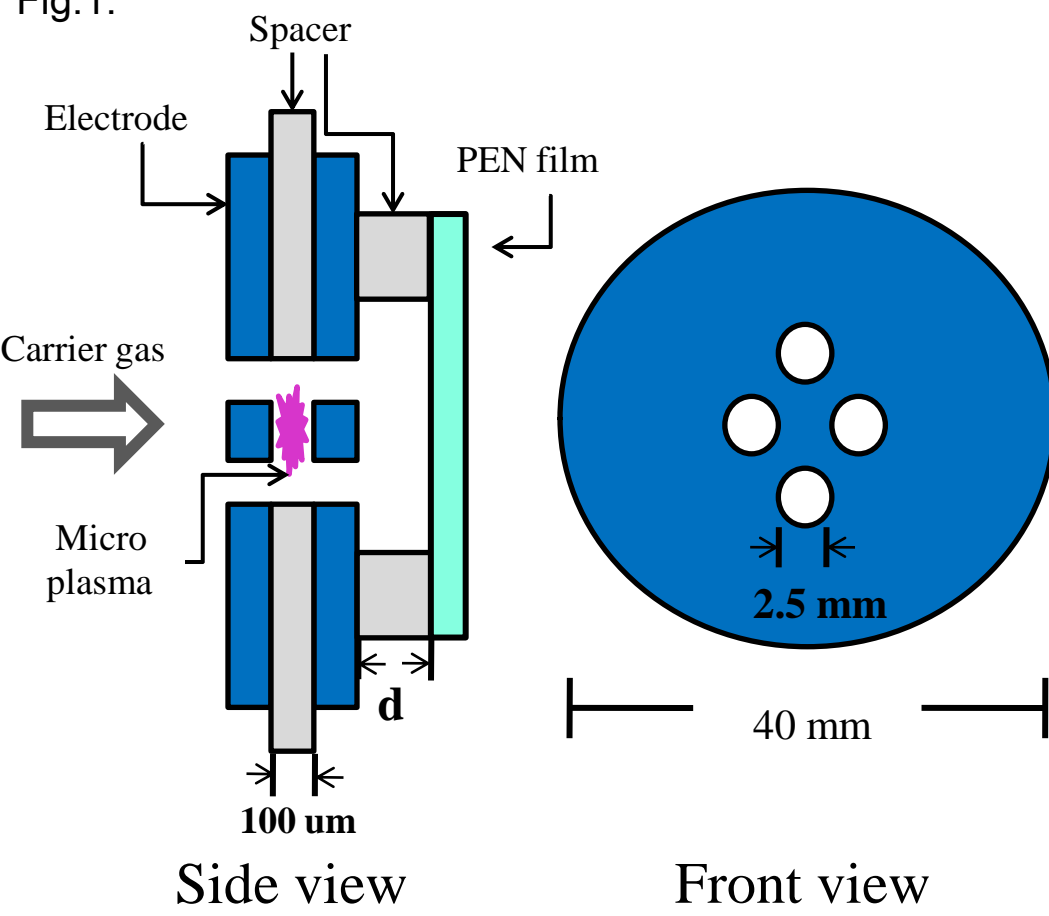


Fig.1 A Schematic image of microplasma electrodes and surface treatment process of PEN film.




Fig.2 Image of microplasma during discharge.

Two metal circular plates covered with dielectric materials are faced together with a spacer (thickness 100 μm) in between. By applying an alternative voltage, streamers generate to form glow-like plasma (Fig.2).

## 3. Experimental setup

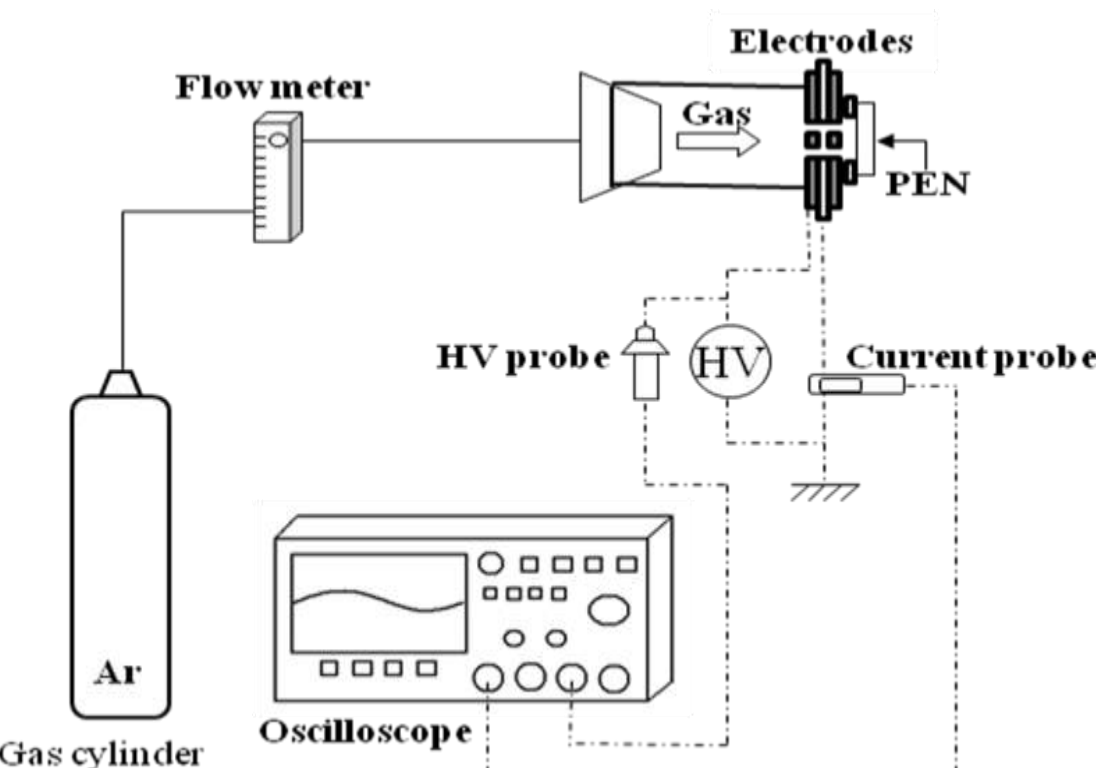


Fig.3 An Experimental setup

Fig.3 shows the experimental setup. Argon gas supplied by a gas cylinder. We used a Marx generator which generates negative pulsed for generating microplasma. Innumerable streamers were generated between the electrodes, which generate various radicals. In series of experiments those active species could affect a target surface.

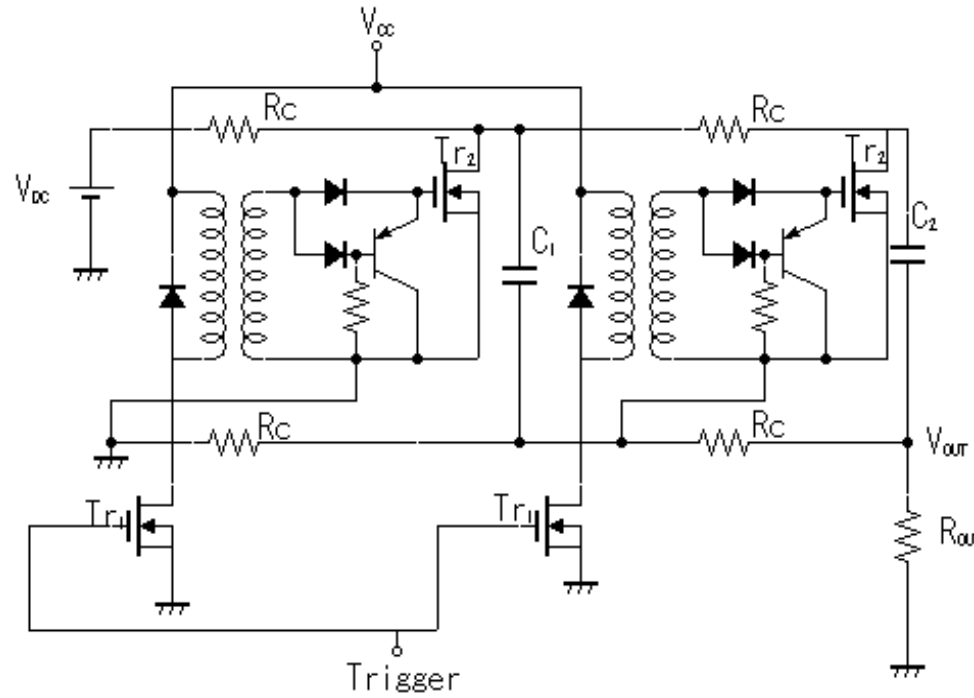



Fig.4 An example of Marx generator circuit.

Fig. 4 shows an example of Marx generator circuit. When the switches( $Tr_2$ ) are opened, the capacitors llinked in parallel connection are charged at a given  $E$ . By turning on the switches, the capacitors discharge in series connection. The voltage will have the value  $E$  multiplied with the number of capacitors.

## 4. Results and discussion

### 4.1 Changes in surface wettability

Surface wettability was evaluated by measuring static contact angle with a drop of distilled water on the sample PEN film surface.



(a)Before treatment (b)After treatment  
Fig.5 Images of contact angle of a waterdrop on PEN film.

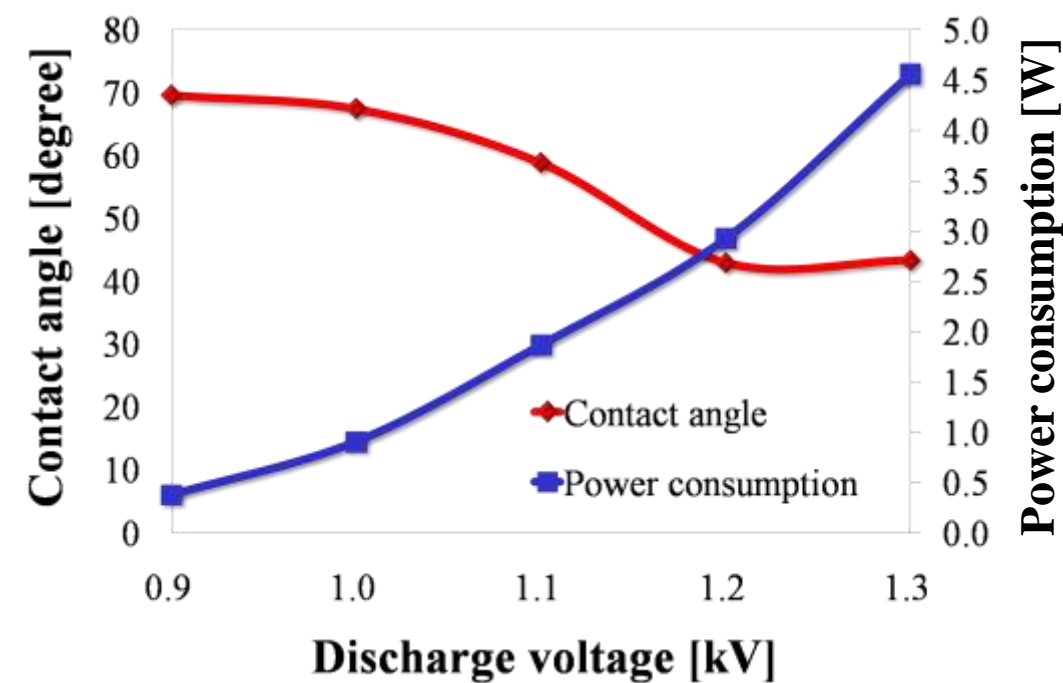


Fig.6 Discharge voltage versus discharge power and contact angle.

(Treatment time 5sec, distance between electrodes and PEN film 1 mm, gas flow rate 5 L/min)

Fig.6 shows characteristics between discharge voltage and contact angle. Decrease of contact angle was observed with the increase of discharge voltage.

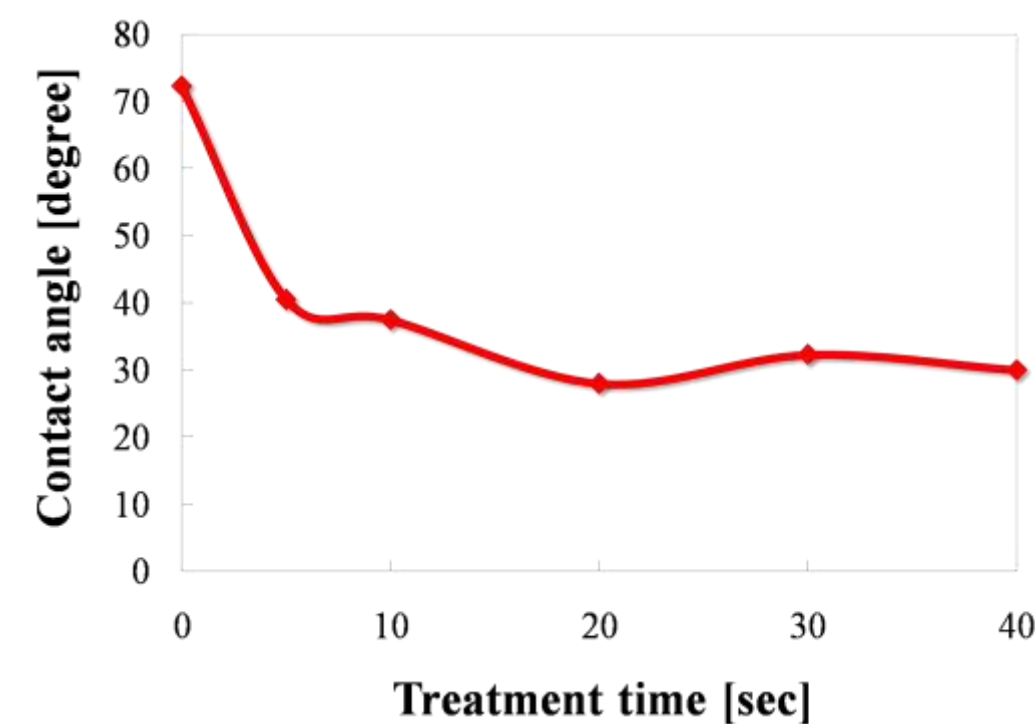


Fig.7 Relationship between treatment time and contact angle.  
(Discharge voltage -1.3 kV, distance between electrodes and PEN film 1 mm, gas flow rate 5 L/min)

Fig.7 shows characteristics between treatment time and contact angle. Initial contact angle of PEN film was about 73°. The minimum contact angle of about 30° was obtained at treatment time of 20 sec.

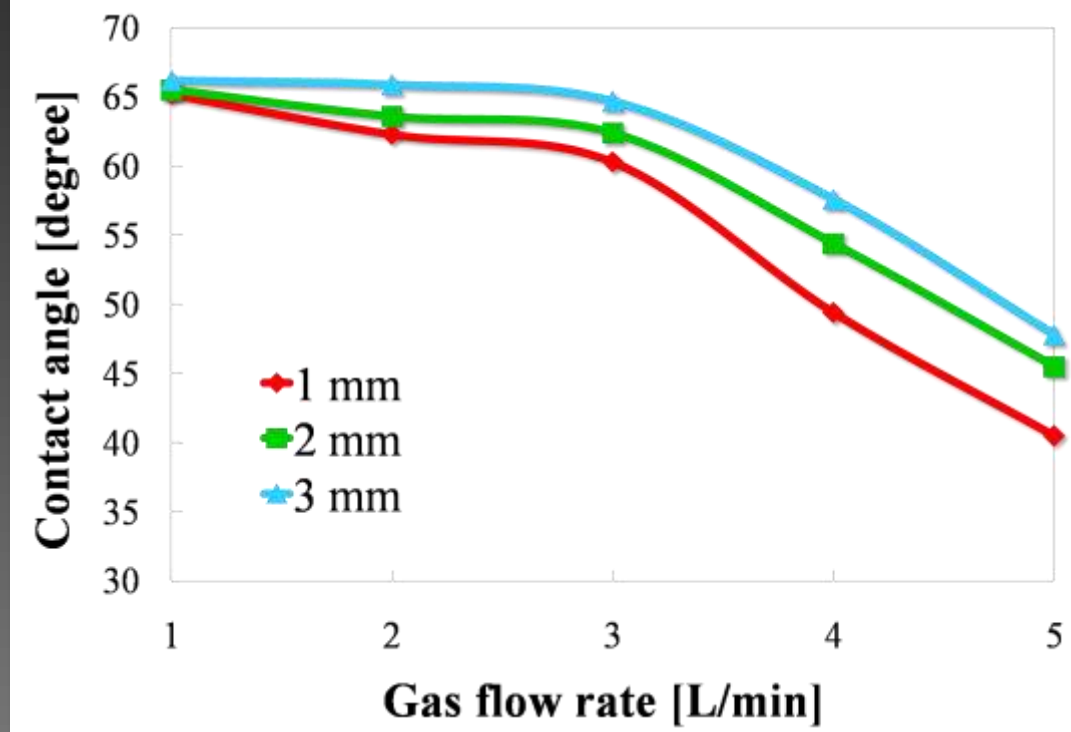


Fig.8 Relationship between gas flow rate and contact angle.

(Treatment time 5sec, discharge voltage -1.3 kV)

Fig.7 shows characteristics between gas flow rate and contact angle. Decrease of contact angle was observed with increase of gas flow rate. When the distance between electrodes and PEN film was shorter, contact angle tended to be smaller.

### 4.2 XPS analysis

X-ray photoelectron spectrometer (XPS) was used to analyze chemical changes of the sample surface.

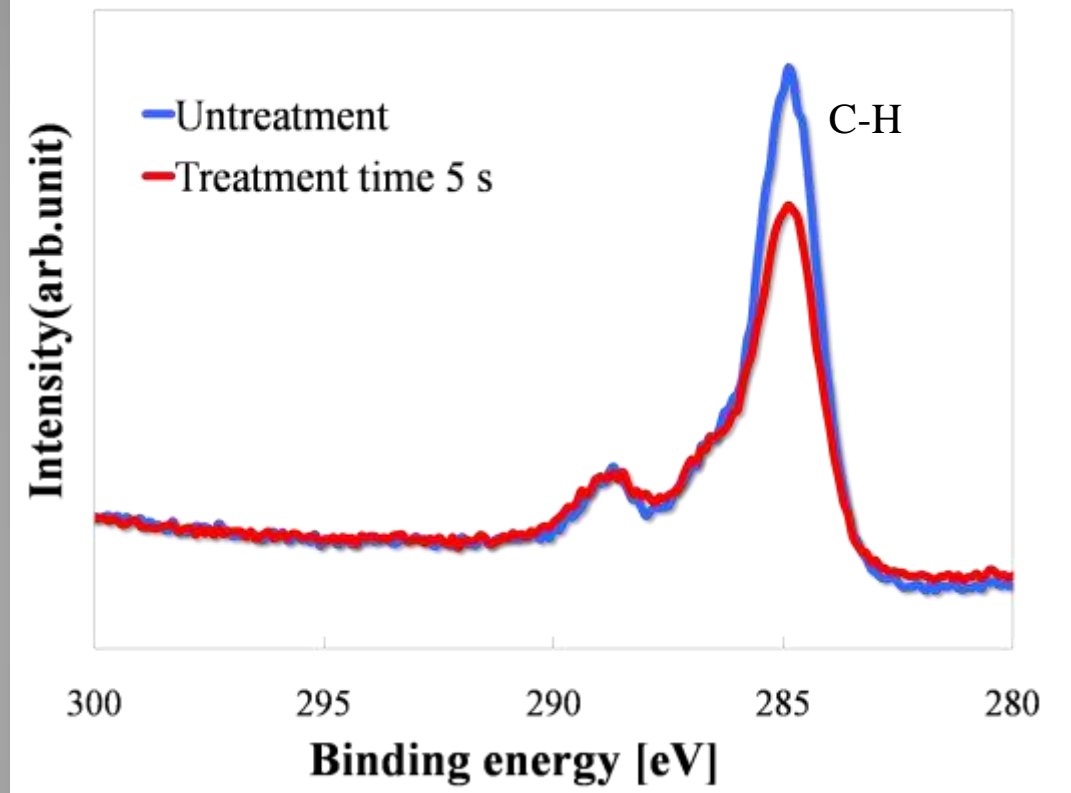


Fig.9 XPS C1s peaks of PEN films.

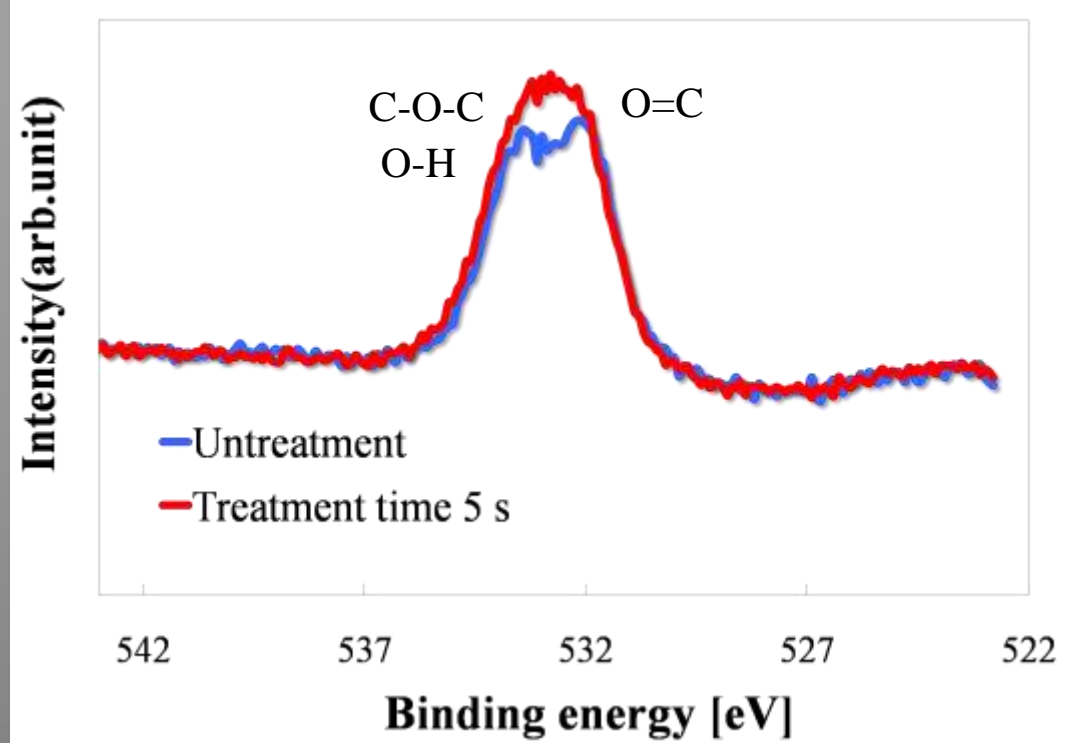


Fig.10 XPS O1s peaks of PEN films.

Fig.9 and Fig.10 show that decrease of C-H bond and increase of C-O-C bond, O-H bond and O=C bond. Decreasing of C-H bond that is hydrophobic functional group was one factor of improving hydrophilic property of surface of PEN film.

## 5. Conclusions

The following conclusions were obtained by the series of experiments.

- (1) Surface of PEN film was modified by atmospheric microplasma at a discharge voltage of -1.3 kV.
- (2) The minimum contact angle of about 30° was obtained at treatment time 20 sec with Ar.
- (3) It was confirmed to decrease hydrophobic functional group on the surface of PEN film.
- (4) Physical deformation by heat was not confirmed by microplasma surface treatment, since its discharge voltage was very low.